

# Regional Recreation Feasibility Study Survey Summary

TOWN OF  
**VEGREVILLE** 

**PARTNERING MUNICIPALITIES HOSTED A REGIONAL  
RECREATION ONLINE SURVEY WHICH OPENED ON  
AUGUST 29, 2024 AND CLOSED OCTOBER 31, 2024**

**This Survey Was Distributed By:**

**TOWN OF VEGREVILLE  
COUNTY OF MINBURN  
TOWN OF MUNDARE  
VILLAGE OF HOLDEN  
COUNTY OF TWO HILLS  
TOWN OF TWO HILLS**



**Leadership**

**THE SURVEY WAS PROMOTED AT TWO  
OPEN HOUSES - HOSTED BY  
ORANGE CROW LEADERSHIP (OCL)  
ON SEPTEMBER 5TH (SOCIAL CENTRE) AND SEPTEMBER  
6TH (MULTIPLEX) AND THROUGH A VARIETY OF  
SOCIAL MEDIA CHANNELS**

**TOTAL SURVEY RESPONSES: 622**

When asked, “If you personally were to consider expanding recreational amenities in the future, what facility needs do you consider the most important?”, responses were:

### 70% Aquatic Facilities

68% Indoor Walking Track  
62% Outdoor Trails/Playgrounds  
56% Indoor Courts  
53% Fitness Facilities  
50% Fieldhouse Facilities

When asked, how important it is to improve or modernize current facilities, responses were:

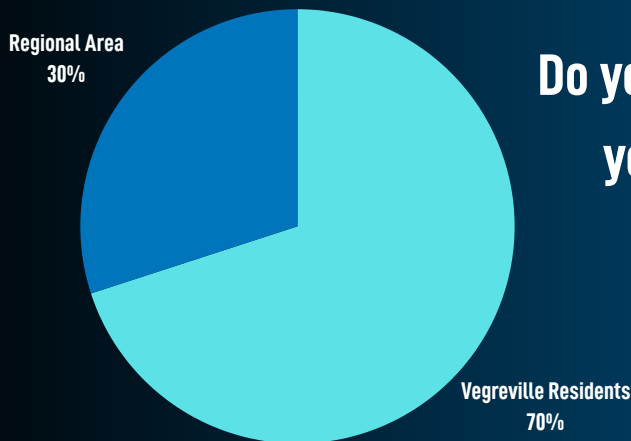
	Not Important	Somewhat Important	Very Important
Aquatic Centre	8%	34%	58%
Wally Fedun Arena	18%	40%	42%
Multiplex	42%	44%	14%
Social Centre	28%	50%	22%
Library/Gymnasium	36%	42%	22%
Fitness Centre	27%	40%	33%

When asked, how often they visit Vegreville facilities each year, responses were:

	Never	1-2 Times	3-5 Times	6-10 Times	10+ Times
Aquatic Centre	16%	18%	14%	12%	40%
Wally Fedun	26%	24%	14%	8%	28%
Multiplex	45%	34%	10%	4%	7%
Social Centre	13%	37%	36%	9%	5%
Fitness Centre	63%	9%	6%	2%	20%



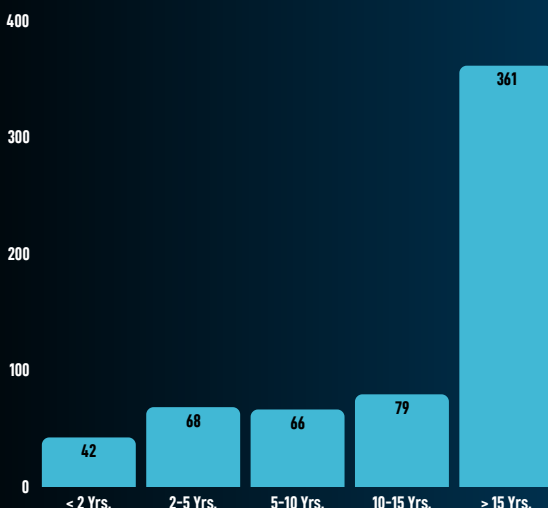
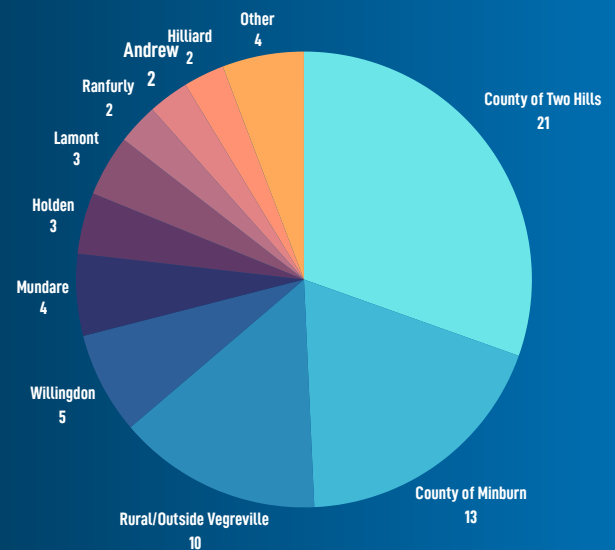
# Community Engagement Survey Results



Do you live in the Town of Vegreville or do you live in the surrounding Region?

**616 Respondents**

If you do not live in the Town of Vegreville – please tell us where you do live. **69 Respondents**

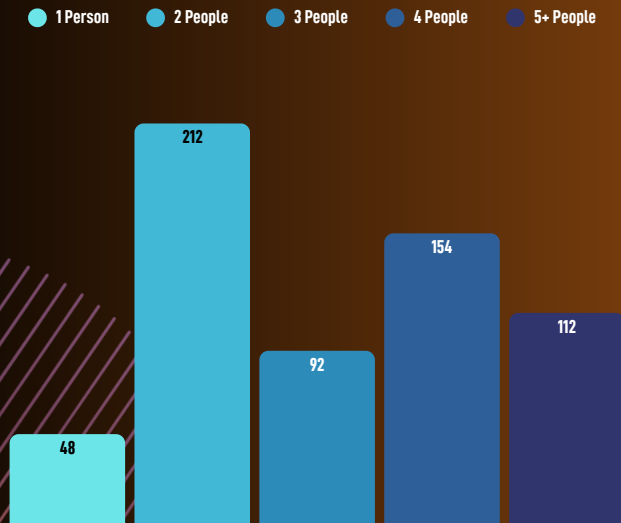


How Long  
Have You Lived In  
Your Community?  
**616 Respondents**

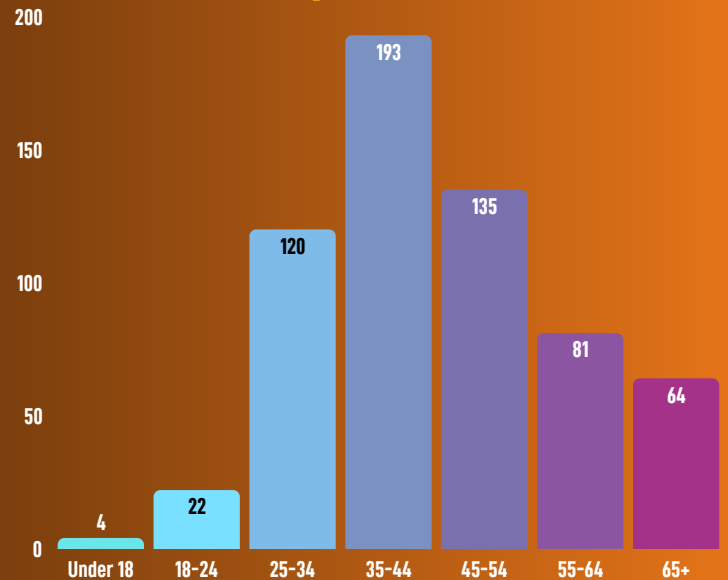


# Community Engagement Survey Results

## Household Size 618 Respondents



## Age Ranges 619 Respondents



## Annual Household Income 618 Respondents

